



# WOOD PAINT

## PRODUCT APPLICATION: **FOR ALL EXTERIOR & INTERIOR WOOD**

"Thorndown Wood Paint - stunning high-performance eco paint with minimal VOC for use outside or in.

Beautiful deep colours crafted with strong exterior-grade colour pigments that sit in a water-repellent coating, designed to last up to 10 years depending on levels of wear & tear and exposure. For use on any wood, anywhere."

The paint was developed to be the best exterior timber paint on the market, tested and proven to be the essential long-term decoration and protection for quality timber products. With architectural exterior-grade colour pigments that perform at the highest levels in tests (the Blue Wool Scale), the paint colours stay strong and true for many years.

### PREPARATION

Make sure all surfaces are clean and dry. Moisture content should be <20% which can be measured by using a protimeter. If required sand surfaces, use Thorndown Wood Preserver on untreated exterior softwood, and/or Thorndown's Stain Blocking Primer on timber to stop resin bleed and/or tannins from staining the paint.

### DILUTION

If you want a wash or wood stain effect (instead of full paint coating) dilute with water up to 1:1 (50%). For full exterior protection you can then use a couple of coats of Thorndown's 'UV Clear' Wood Paint. See [thorndown.co.uk/advice/wood\\_paint](http://thorndown.co.uk/advice/wood_paint) for more information and application advice and [thorndown.co.uk/projects](http://thorndown.co.uk/projects) for makeover ideas and project advice.

### APPLICATION

Thoroughly mix prior to and during painting. Use a brush, roller, or HVLP (high volume low pressure) sprayer using paint straight from the tin. 'Avoid the rain, and apply with the grain', as they say, and leave to dry. When coating large areas, paint up to still-wet paint, as applying over dry paint can make things look uneven and patchy.

Translucent Wood Paints need to be treated more like a wood stain. See our website for application advice and a video tutorial to help you get the best result.

### COATS

One coat can do the trick on fences, but additional coats offer greater protection and enhance colour. With exterior timber we always recommend at least two coats for protecting timber from water or weather. Rough sawn wood is very thirsty on the first coat with the second coat taking far less paint. As standard maintain every 5-8 years or 1-2 years on horizontal or more exposed surfaces. For horizontal surfaces and cut ends we recommend 4 coats.

### DRYING

A single coat can dry in an hour or two at 20°C and low humidity, or under an hour in fine weather. To slow down drying, add a little water. The curing/hardening process takes longer and will be continuing after the coating is touch dry.

### CLEANING UP

Use hot or cold water, with or without detergent, on paint-wet equipment. Be very careful not to allow sprayer nozzles to dry out - this will make cleaning them almost impossible!

### DISPOSAL

Please, please don't throw away unused or dried paint or preserver into drains or watercourses. Most local authorities have free facilities for disposing of paint and coatings. Tins are fully recyclable but remember to make sure they're clean.

### STORAGE

Paint will keep for approximately 2 years or more in a sealed tin stored out of freezing or extremely high temperatures. Mix well before use with a paint stirrer or cheap hand blender as contents will have settled out during storage.

### COVERAGE

You'll paint 6m<sup>2</sup> to 12m<sup>2</sup> of timber surface (one coat) with one litre; rough sawn surfaces will take a lot more paint than a smooth surface and second coats take less than the first. So each paint can will do approximately:

**150 ml** 0.9m<sup>2</sup> to 1.8m<sup>2</sup>    **750 ml** 4.5m<sup>2</sup> to 9.0m<sup>2</sup>    **2.5 l** 15m<sup>2</sup> to 30m<sup>2</sup>    **10 l** 60m<sup>2</sup> to 120m<sup>2</sup>



CLADDING



DECKING



SHEDS



FENCES



DOORS



FLOORS



WINDOWS



FURNITURE



REPELS  
WATER



CLEANS UP  
WITH  
WATER



MIXES WITH  
OTHER  
COLOURS




DILUTES FOR  
A STAIN  
EFFECT





























### NICE CANS

For your convenience, our tins have been designed with a wider top for easy painting, and more air space above the paint level for easy mixing.



# WOOD PAINT

## PRODUCT INFORMATION: *FOR ALL EXTERIOR & INTERIOR WOOD*

-  Stunning, carefully crafted high performance **Eco paint** – water-based eco product with **low odour** and **minimal VOC** (Volatile Organic Compounds) at 0.28%
-  **One wood paint** product for any timber application; **interior, exterior, softwood & hardwood, pressure-treated & untreated, MDF, plywood, tropical woods & accoya**
-  Crafted to be thin enough so the **grain is visible** and coating is **flexible** so it moves with the wood rather than cracking, but tough and durable to withstand anything the weather can throw at it
-  Perfect for all **interior wood** from skirting boards, doors, door & window frames, to furniture and panelling
-  Beautiful and delicate **satin finish at 20% sheen level**
-  **Great coverage** at up to **12m<sup>2</sup> per litre** per coat on smooth/planed surfaces
-  **Self-priming** with minimum of prep required and can be painted on bare or previously coated wood
-  Primer only required on oily/tropical woods or resinous woods where our Stain Blocking Primer should be used to prevent possible resin bleeds and tannin stains on the paint coating
-  Can be applied in temperatures **as low as 0°C** but don't let it freeze in the tin or on the wood
-  In warm dry conditions **paint dries ready for overcoating in 30-60 minutes**
-  **High solids content** requiring fewer coats for a stunning rich and deep coating
-  **2 coats** recommended for **full exterior protection** but 1 coat will suffice for more regular treatments
-  **Water repellent, micro-porous** (allows wood to breathe), and **frost resistant coating**; resin **lasts up to 10 years**
-  Unique blend of resins including a **100% recycled plastics resin** made from car windscreen laminate
-  Can **dilute with water by up to 50%** whilst still retaining protective properties with regular re-treatment
-  Very strong bond with timber but **also coats metal, masonry, terracotta & plastic** including **uPVC** window frames
-  Can also be painted on **walls** for a durable and washable satin finish
-  **Strong, deep, long-lasting external grade colours** with high resistance to UV degradation & colour fade
-  Great core **colour range - 73 heritage** and **modern colours** plus **UV Clear** in **Thorndown Colour Range**
-  **1800 RAL Classic & Design, 2050 NCS, 434 British Standard BC318C BS4800 BS525F & 924 Pantone C colours** available
-  Colour tinting technology that is **99.9% accurate**
-  **Translucent wood colours** and **Opaque paint colours**. **Mix colours** together easily to create bespoke shades
-  **UV Clear** with added **UV blocking protection** to keep original wood colour looking good longer (3-4 coats recommended)
-  Mix with UV Clear to make more transparent or **dilute** with water (up to 50%) for a **wood stain effect**
-  Apply using a high quality synthetic **brush, roller** or **HVLP sprayer** including **industrial spray booths**
-  **Highly durable** for long-lasting protection and easy cleaning
-  **Clean paint-wet tools easily with water** using a spot of detergent if required
-  Contains **Flash Rust Protection** to stop rust from forming on metal components and staining the paint coating
-  **Made in Glastonbury, Somerset, UK** using green energy, sustainably sourced raw materials and very low carbon footprint
-  Our metal paint tins are **fully recyclable** along with all packaging used



CLADDING



DECKING



SHEDS



FENCES



DOORS



FLOORS



WINDOWS



FURNITURE



REPELS  
WATER



CLEANS UP  
WITH  
WATER



MIXES WITH  
OTHER  
COLOURS



DILUTES FOR  
A STAIN  
EFFECT



**NICE CANS**  
For your convenience, our tins have been designed with a wider top for easy painting, and more air space above the paint level for easy mixing.