




## FABULOUSLY FOXY

*Widespread throughout the West Country, foxes owe much of their success to adaptability, especially around people. That doesn't mean we shouldn't help them along. Thorndown products have been environmentally considered, and are safe around all garden and country creatures (children included).*



### THORNDOWN

Wells Road Trading Estate,  
Glastonbury, Somerset,  
BA6 9QU, United Kingdom  
studio@thorndown.co.uk  
www.thorndown.co.uk  
☎ (+44)01458 258588  
f @ThorndownPaints  
t @ThorndownPaints  
i thorndownpaints  
p ThorndownPaints

















MADE WITH LOVE &  
CARE IN SOMERSET,  
GREAT BRITAIN



## PRODUCT INFORMATION

ARTFUL AND CRAFTY, WORKS ON ANY WOOD, ANYWHERE.

It's easy to transform and protect any timber surface with Thorndown Wood Paint. Allowing you to be as creative as you like with it. Whether you paint straight from the tin or choose to mix colours or dilute it for a stain effect we just want it to be fun. But remember not to reward yourself with a cider until the painting is done.

-  Use indoor or outdoor - low odour!
-  Eco based - water-based eco product with minimal VOC (Volatile Organic Compounds) at 0.28%
-  Long-lasting UV protection
-  Great core colour range + the Somerset Heritage Colour Collection with 18 natural heritage tones
-  Opaque paint colours and Transparent wood tones
-  One wood paint product for any timber application; interior, exterior, softwood & hardwood
-  1800 RAL Classic and Design colours available
-  UV Clear Wood Paint with added UV blocking protection to keep wood looking good longer
-  Grain visible with a delicate and beautiful **satín finish**
-  Mix colours together easily to create your own shades
-  Very strong bond with timber
-  Coats metal, masonry, terracotta and plastic including uPVC window frames
-  Water repellent, micro-porous, and frost resistant
-  Mix with UV Clear to make more transparent or dilute with water (up to 50%) for a wood stain effect
-  Strong external grade colours with high resistance to UV degradation and colour fade
-  Use on hardwood, softwood, horizontal and vertical surfaces, inside the home and outside



## NICE CANS

*For your convenience, our tins have been designed with a wider top for easy painting, and more air space above the paint level for easy mixing.*

## APPLICATION GUIDE

### PREPARATION

Make sure all surfaces are sound, clean and dry. For best results, sand surfaces and use a wood preservative and/or knotting solution if required. Thorndown Wood Paint is self-priming but if you're applying to an oily hardwood, metal or uPVC a primer is recommended. To avoid possible resin bleed or tannin stains from discolouring the coating apply a stain-blocking primer prior to painting.

### DILUTION

If you want a wash or wood stain effect (instead of paint) dilute with water up to 1:1 (50%). For full protection, you can then use an undiluted top coat of Thorndown's 'UV Clear' Wood Paint. See [thorndown.co.uk/projects](http://thorndown.co.uk/projects) for more information and ideas.

### APPLICATION

Mix paint thoroughly before and during - best Shaken & Stirred! Use a brush, roller, or sprayer. 'Avoid the rain, and apply with the grain', as they say, and leave to dry. When coating large areas, paint up to still-wet paint, as applying over dry paint can make things look uneven and patchy.

### COATS

One coat can do the trick, but additional coats will offer greater protection and enhance colour. We always recommend at least two coats for protecting timber from water, the weather or regular use such as floors & decks.

### DRYING

In fine weather, a single coat dries easily in under an hour or two (20°C and low humidity), longer in cold or damp. To slow down the drying process, add a little water.

### CLEANING UP

Use hot or cold water, with or without detergent, on paint-wet equipment. Be very careful not to allow sprayer nozzles to dry out - this will make cleaning them almost impossible!


### DISPOSAL

Please don't throw away unused or dried paint or preserver into drains or watercourses. Most local authorities have free facilities for disposing of paint. Empty tins are fully recyclable as is all packaging.

### COVERAGE

You'll paint 6m<sup>2</sup> to 12m<sup>2</sup> of timber surface (one coat) with one litre; rough sawn surfaces will take a lot more paint than a smooth surface and second coats take less than the first. So each paint can will do approximately:

<b>150 ml</b>	0.9m <sup>2</sup> to 1.8m <sup>2</sup>
<b>750 ml</b>	4.5m <sup>2</sup> to 9.0m <sup>2</sup>
<b>2.5 l</b>	15m <sup>2</sup> to 30m <sup>2</sup>




# WOOD PAINT

ARTFUL AND CRAFTY.  
WORKS ON ANY WOOD, ANYWHERE.


# WOOD PAINT

# COLOUR CHART

**UV Clear for a natural timber look and protection against UV fade that turns timber silvery-grey. Perfect for Cedar!**



Swan White



Limestone



Purple Orchid



Purple Divine



Parlyte Green



Cathedral Green



Dormouse Grey



Mercury Grey



Chantry Cream



Bath Cream



Greylake



Skylark Blue



Sedge Green



Gromwell Green



Cavepool Grey



Blackdown



Mudgley Mustard



Golden Somer



Adonis Blue



Squirrel Blue



Reed Green



Moorland Green



Birch



Beech



Ginger Gold



Sundowner Orange



Peregrine Blue



Goblin Blue



Yew Green



Dulcote Stone



Hawthorn



Ash



Rowan Berry Red




Foxwhelp Red



Bilberry Blue



Bishop Blue



Doulting Stone



Greymond



Hazel




Elder




Cheddar Pink



Rock Rose



Green Hairstreak



Wispy Willow



Zinc Grey



Lead Grey



Rowan



Blackthorn



ECO-BASED FORMULA



REPELS WATER



DRIES IN ONE TO TWO HOURS



CLADDING



DECKING



SHEDS



FENCES

*Colour charts are a printed representation of colours and intended only as a guide. Please use sample pots and paint up test areas so you can see how the paint will look in situ*



DOORS



FLOORS



WINDOWS



FURNITURE



MIXES WITH OTHER COLOURS



DILUTES FOR A STAIN EFFECT



CLEANS UP WITH WATER

