



PEELY CRABS

There are 5,000 species of crab on the planet, about one percent of which are found on our West Country shores. A young crab's shell doesn't grow, so peels off and is replaced every few weeks until maturity. Natural Peelable technology at its best!



THORNDOWN
Wells Road Trading Estate,
Glastonbury, Somerset,
BA6 9QU, United Kingdom
studio@thorndown.co.uk
www.thorndown.co.uk
☎ (+44)01458 258588
f @ThorndownPaints
t @ThorndownPaints
i thorndownpaints
p ThorndownPaints

MADE WITH LOVE &
CARE IN SOMERSET,
GREAT BRITAIN














PRODUCT INFORMATION

SHADES AND COLOURS. THEN LEAVES NO TRACE.

It's easy to shade, colour or transform pretty much any hard and shiny surface with Thorndown Peelable Glass Paint. Easy application and removal allows you to be as creative as you like with it.

Whether you paint straight from the tin or pour into a mould, we just want it to be fun. But don't paint yourself or your clothes as it won't peel off porous materials.

-  Use indoor or outdoor
 -  Eco based - water-based eco product with minimal VOC (Volatile Organic Compounds) at 0.05%
 -  Made from a 100% already recycled plastic resin
 -  Available in 24 opaque colours and 14 translucent for arts & crafts and lighter levels of shading
 -  The solid paint opaque peelable glass paint will block out light from passing through the coating
 -  Use stencils to easily create fun shapes and stylish patterns for decoration or privacy
 -  Use a mould or tray to produce a sheet of window art to use whole, cut up or use cutters shapes
 -  Stencil Craft Packs available in seasonal & floral designs with 40ml craft tins and durable reusable stencils. Rainbow Colours Packs also available
 -  Transform a viewless window or create privacy with a creative design or block colours
 -  Translucent glass paint allows coloured light to pass through creating a stained glass effect. It can also offer a level of diffused shading without blocking out all the light. Application marks show when light shines through. Rollers leave smoothest coating
 -  Paint looks opaque when viewed externally with no light transfer passing through the coating
- See thorndown.co.uk/projects for more tips and ideas.



NICE CANS

For your convenience, our tins have been designed with a wider top for easy painting, and more air space above the paint level for easy mixing.

APPLICATION GUIDE

WHAT YOU'LL NEED

Roller with a foam sleeve produces the best, even coating, but you can also use a brush or sprayer; whichever colours you want (colours can be mixed).

PREPARATION

Make sure all surfaces are clean and dry. Maybe wash with warm, slightly soapy water to ensure the best finish.

APPLICATION

Avoid the rain if painting outdoors, then apply to your own brief and leave to dry. When coating large areas, paint up to still-wet paint, working in manageable areas at any one time.

COATS

One coat will do the trick, no problem, but additional coats can enhance colour and increase shade and opacity. A thin coating can be harder to peel off.

DRYING

In normal fine dry conditions a single coat is touch dry in about an hour. Leave a few hours at least before overcoating.

CLEANING UP

Use hot or cold water, with or without detergent, on paint-wet equipment. Be very careful not to allow sprayer nozzles to dry out - this will make cleaning them almost impossible! Clean out empty tins and recycle them.

REMOVAL

If left the coating is water-repellent, durable and can last for years, or if you want to remove it pick at a corner and peel it off. If the coating is thin & dried out, soak with water to restore elasticity, or overcoat, dry, then peel off as normal.

DISPOSAL

Please don't throw away unused or dried paint into drains or watercourses. Most local authorities have free facilities for disposing of paint. You can post back old coatings to the factory for recycling. Empty tins are fully recyclable.

COVERAGE

You'll paint up to 12 square meters of glass (one coat) with one litre.

40 ml	up to 0.48m ²	150 ml	up to 1.8m ²
450 ml	up to 5.4m ²	750 ml	up to 9.0m ²



MISCIBLE WITH WATER



NON-FLAMMABLE



LOW ODOUR



EU PAINT DIRECTIVE 2004/42EC 1 200g/l MINIMAL VOC CONTENT 0.5g/l



PEELABLE GLASS PAINT

SHADES AND COLOURS. THEN LEAVES NO TRACE.

GLASS PAINT

COLOUR CHART


Peelable Paint!
Peel off to remove




HERITAGE SHADING - OPAQUE




Swan White



Limestone




Chantry Cream



Bath Cream



Greylake



Skylark Blue



Adonis Blue



Squirrel Blue



Peregrine Blue



Bishop Blue

HERITAGE SHADING - OPAQUE



Green Hairstreak



Wispy Willow



Parlyte Green



Cathedral Green



Sedge Green



Reed Green



Moorland Green



Dormouse Grey



Dulcote Stone




Doulting Stone

HERITAGE SHADING - OPAQUE



Greymond



Zinc Grey




Lead Grey




Mercury Grey

Colour charts are a printed representation of colours and intended only as a guide. Please use sample pots and paint up test areas so you can see how the paint will look in situ

ARTS & CRAFTS COLOURS - TRANSLUCENT



White Witch



Clear



Wizard Yellow



Griffin Gold

ARTS & CRAFTS COLOURS - TRANSLUCENT



Ogre Orange



Dragon Red



Purple Puffin



Purple Phoenix



Goblin Green



Mermaid Blue



Elf Blue



Bandit Blue



Muddle Brown



Bat Black



GREENHOUSES



WINDOWS



DOORS



CONSERVATORIES



MIRRORS



JAM JARS



CERAMIC TILES



PLASTIC



STAINED GLASS EFFECT



ARTS & CRAFTS



SHADES FROM THE SUN



ECO-BASED FORMULA



MIXES WITH OTHER COLOURS



REPELS WATER



CLEANS UP WITH WATER



FROM RECYCLED MATERIAL

