



THORNDOWN



PEELABLE GLASS PAINT

SHADES AND COLOURS. THEN LEAVES NO TRACE.

Thorndown is a modern specialist paint manufacturer that creates technically excellent, water-based wood paints and an innovative peelable glass paint. Good for the environment and perfect for you!

Thorndown paint has a strong design ethos and is inspired by its West Country heritage. Blessed with Somerset pragmatism and practicality, it's also unusually well made and will weather pretty much anything you throw at it. Even cream teas.

Living and working in the beautiful countryside of Somerset where the paintworks is based, this husband and wife team blend together passions for art, design, science and the natural world in these ecologically advanced paints. Over 30 years experience is also added to the pot.

Thorndown was founded on the principles of creating the best possible products with leading ingredients which respect and work with our

precious natural environment. Time has been taken to test and select the latest eco-friendly ingredients leading to cutting edge paint products with virtually no Volatile Organic Compounds (VOCs). Here we have developed a product that uses an already 100% recycled plastics resin that has had a previous life as an essential safety device for all of us. No longer destined for land fill this can now produce a paint that improves our environment in more than one way. Shading, security screening and arts & crafts.

Colour, design and fun are fundamental elements at the core of Thorndown and drive our passion. With Peelable Glass Paint we've combined technical expertise and creative instinct to bring you a brand new concept for colouring or shading glass in the home and garden. It's great for reducing glare on the greenhouse plants throughout summer, and for decorating the kids' windows all year long.





WINDOWS



DOORS



JAM JARS



CERAMIC TILES













PACK SIZES
40ml, 150ml,
450ml & 750ml

PRODUCT INFORMATION

SHADES AND COLOURS. THEN LEAVES NO TRACE.

It's easy to shade, colour or transform pretty much any hard and shiny surface with Thorndown Peelable Glass Paint. Easy application and removal allows you to be as creative as you like with it.

Whether you paint straight from the tin or pour into a mould, we just want it to be fun. But don't paint yourself or your clothes as it won't peel off porous materials.

-  Use indoor or outdoor
-  Eco based - water-based eco product with minimal VOC (Volatile Organic Compounds) at 0.05%
-  Made from a 100% already recycled plastic resin
-  Available in 24 opaque colours and 14 translucent for arts & crafts and lighter levels of shading
-  The solid/opaque peelable glass paint will block out light from passing through the coating
-  Use stencils to easily create fun shapes and stylish patterns for decoration or privacy
-  Use a mould or tray to produce a sheet of window art & clings to use whole, cut up or use cutters shapes
-  Cut with a knife or scissors for striking effects
-  Transform a viewless window with a creative design or your own scenic view
-  Create privacy on overlooked public windows
-  Translucent glass paint allows coloured light to pass through creating a stained glass effect. It can also offer a level of diffused shading without blocking out all the light
-  Room lighting can make designs light up and glow when viewed externally



Jam jars splattered with opaque & translucent



Glass cloche with panels painted in opaque colours and White Witch on the top



The Bishop's Palace greenhouse with opaque Doultling Stone and Swan White on roof panels. Vertical window panes painted with translucent White Witch & Swan White stencil designs



Greenhouse at The Bishop's Palace, Wells, painted with opaque colours for intense shading on roof panels and decorative stencil designs + White Witch on wall windows



Halloween stencils painted in Bat Black adorning a door and a collection of shapes made by pouring glass paints into cookie cutters on a tray + spider cut by hand

LEFT: Greenhouse windows painted with White Witch translucent shading paint on panels and stencilling. BELOW: Greenhouse panes painted with translucent glass paints in an attractive stained glass design reminiscent of modern art masters!



Window cling created by pouring clear and coloured glass paints onto a plate, swirled and left to dry & painted bottles

Christmas window scene painted with Christmas Stencil Craft Pack



CONSERVATORIES



GREENHOUSES



MIRRORS



PLASTIC

LOW ODOUR,
MINIMAL VOC
& NON-TOXIC



WINDOWS



DOORS



JAM JARS



CERAMIC TILES

PACK SIZES
40ml, 150ml,
450ml & 750ml

PRODUCT USES

PEELY GOOD PAINT THAT'S VERY VERSATILE

Thorndown Peelable Glass Paint is the perfect paint for a multitude of uses.

GREENHOUSE SHADING

Peelable Glass Paint was originally created as a shading paint for greenhouses to protect plants from the glare and heat of the strong summer sun. The paint coating minimises levels of sunlight passing through thus reducing internal temperatures, whilst still allowing some light to pass through. With opaque paint colours more light is blocked out which is perfect for south-facing windows.

Application is quick and easy. For window panes use a paint roller with a foam sleeve for the best results. Once the strength of the sun fades the coating can be easily peeled off saving hours of scrubbing!

CONSERVATORY SHADING

It also works brilliantly at shading strong sun in conservatories and reducing internal temperatures. The opaque colours are replicated in the Wood and Peelable Glass Paint ranges so you can paint wood work the same colour as shading paint. Or go for a translucent colour for pretty internal reflections or a stained glass effect.



PRIVACY AND SECURITY SCREENING

Over-looked domestic and commercial windows can be screened off using Peelable Glass Paint, providing privacy from prying eyes, or hiding valuable tools and items. The paint can also be used on car or van windows to hide tools and protect them against theft. Just roller the paint on then peel it off when it's no longer required.



Perspex window panes painted in Reed Green Peelable Glass Paint to match the Wood Paint, with a swan stencil painted in Swan White



Peeling off Peelable Glass Paint from a glass pane in one sheet!



Screen off over-looked windows with Peelable Glass Paint, decorating with stencils if you like.

SHOP WINDOW SCREENING, SHADING AND DECORATING

Peelable Glass Paint is the perfect paint for shops and can be used on numerous occasions. For shop re-fits whether it be re-organising stock, decorating or prepping for new occupants, Peelable Glass Paint can be rolled on windows for screening then peeled off to reveal a lovely new shop interior. For promotions and seasonal decorating it can be painted on freehand or using stencils. Our Stencil Craft Packs are available in Easter, Halloween and Christmas for easy decorating for all artistic abilities.



BIRD SAFETY AND PEST CONTROL

Painting stencils on windows can help birds identify glass and not fly head first into them. Peelable Glass Paint has also been used to screen windows where crows and pheasants have been attacking their reflections with instant relief for both the birds and home owners!!

ARTS & CRAFTS

Not everyone can afford stained glass windows so the Translucent range provides the perfect paint to create your own, or perfect a design for a stained glass artist to make. See medieval windows painted on the colour chart.

Endless creations can be made with Peelable Glass Paint from Christmas Baubles to re-purposed jam jars and bottles given a new life as a tealight holder or vase. Artists, amateurs and children can all create wonders.



WINDOW CLINGS

Hugely satisfying with minimal effort. Just pour out paint, leave to dry and cut out or use cookie cutters as mould shapes, then stick on and enjoy.



Items painted using the Halloween Stencil Pack.



Peelable Glass Paint Easter Stencil Craft Pack used to create vases, egg decorations and jars filled with treats.



CONSERVATORIES



GREENHOUSES



MIRRORS



PLASTIC

LOW ODOUR,
MINIMAL VOC
& NON-TOXIC



HERITAGE SHADING - OPAQUE



ARTS & CRAFTS COLOURS - TRANSLUCENT



Thousands of 'create your own' & RAL colours available

Thousands of 'create your own' & RAL colours available

Colour swatches are digital representations

Try a sample pot to see the painted up colour



APPLICATION GUIDE

WHAT YOU'LL NEED

Brush, roller (use a foam roller sleeve) or sprayer; whichever colours you want (or want to mix together); *imagination*. For large areas a roller gives a better finish to the coating. A good quality synthetic brush works well for arts & crafts.

PREPARATION

Make sure all surfaces are clean and dry. Maybe wash with warm, slightly soapy water to ensure the best finish.

DILUTION

For a thinner coating or a paler colour, you can add water. If you're aiming for a lighter tint, but want to keep the coat thick and strong, mix to your liking with Thorndown 'Clear' Peelable Glass Paint. See thorndown.co.uk/projects for more information and ideas.

APPLICATION

Avoid the rain if painting outdoors, then apply to your own brief and leave to dry. Make sure there's no rain forecast for 24 hours (48hrs in cooler conditions such as spring/autumn) when painting externally to give the coating time to fully bond to the surface. When coating large areas, paint up to still-wet paint, as applying over dry paint can look uneven.

COATS

One coat will do the trick, no problem, but additional coats can enhance colour and increase shade and opacity. A thin coating can be harder to peel off.

DRYING

In normal dry conditions a single coat dries in under an hour. If the weather is damp, cold, and/or humid then drying time will be greatly increased. If overcoating externally in these conditions we would recommend leaving 24-48 hours before applying the second coat otherwise the application of the second coat can take the first coat off. Paint will appear touch-dry but the paint will still be fixing and bonding to the surface. If the external coating hasn't had enough time to bond fully to the surface, any rain can get under the coating and cause it to slip.



CLEANING UP

Use hot or cold water, with or without detergent, on paint-wet equipment. Be very careful not to allow sprayer nozzels to dry out – this will make cleaning them almost impossible!

REMOVAL

If left the coating is water-repellent, durable and can last for years, or if you want to remove it pick at a corner and peel it off. It's easiest to remove in the morning with dew or condensation. If the coating is thin & dried out, soak with water to restore elasticity or overpaint with a fresh coat of paint and leave to dry for a week so it fully bonds to the paint coating underneath, then peel off as normal. In cases where areas are being stubborn you can use a paint scraper to remove the paint coating but we would only recommend this on glass surfaces as paint scrapers can scratch and mark plastic materials.

COVERAGE

You'll paint up to 12 square meters of glass (one coat) with one litre.

150 ml up to 1.8m² **450 ml** up to 5.4m² **750 ml** up to 9.0m²

DISPOSAL

Please, please don't throw away unused or dried paint into drains or watercourses. Most local authorities have free facilities for disposing of paint and coatings. Tins are fully recyclable but remember to make sure they're clean. You can post back old coatings to the factory for recycling.

TIPS

Some coated glass windows can repel the Glass Paint coating. Check a small area first to make sure it's sticking well. If it's being repelled it will disappear into itself.

The Thorndown website is full of project ideas, tips and advice in the Projects section. Full Product Information can be found in Advice with more information and advice on application for different uses. There are also lots of 'How To' videos on the Thorndown YouTube channel to offer advice and inspiration.



NICE CANS

For your convenience, our tins have been designed with a wider top for easy painting, and more air space above the paint level for easy mixing.



SHADES FROM THE SUN



ARTS & CRAFTS



ECO-BASED FORMULA



MISCIBLE WITH WATER



NON-FLAMMABLE



STAINED GLASS EFFECT



MIXES WITH OTHER COLOURS



FROM RECYCLED MATERIAL



LOW ODOUR



MINIMAL VOC CONTENT 0.5g/l

EU PAINT DIRECTIVE 2013/44/EC 1 200g/l

STENCIL CRAFT PACKS

STENCILLING

Stencilling can be used for a multitude of decorative effects and when done well, can really lift interior and exterior design. It's also a great way to re-use old plastic and glass bottles, glass jars, pots and containers. Plenty of craft ideas and stencils are available in books and on the internet, giving endless inspiration. Old jam jars can be transformed into pretty tea-light holders or plant pots, and plastic bottles and containers can be turned into anything from a snow-globe to a re-usable liquid soap dispenser decorated to match the decor of a room. On the Thorndown website there are plenty of project ideas and paint colours to suit everyone.

PEELABLE GLASS PAINT STENCIL CRAFT PACKS

To make crafting simpler for all, we have created a range of themed Stencil Craft Packs. These include 4 x 40ml tins of Peelable Glass Paint in colours to suit the theme, stencils made from an A4 sheet of durable PET 1 plastic which is widely recyclable, an art brush and information sheet with tips and advice.

The stencils can be used time and time again creating window scenes and decorative designs on windows and mirrors. They're perfect for decorating lanterns, vases and upcycling old jars and bottles for numerous other uses.

All ages and abilities can use these stencil packs to create beautiful designs with the minimum of effort.

Stencils can be bought on their own and all Peelable Glass Paint colours are available in 40ml craft tin sizes.

STENCIL CRAFT PACK DESIGNS

All of the seasons are catered for with an Easter, Halloween and Christmas pack. There's a Love design for all year round as love isn't just for Valentine's Day, but anniversaries, proposals or just to show someone you love them!

For all year round appeal there is a Golden Floral Pack and Summer Floral Pack with attractive floral stencils.

Rainbow Packs are also available in 6 x 40ml and 6 x 150ml options.

TIPS

When stencilling just put a small amount of glass paint on the brush or sponge and apply with a dabbing motion, helping to avoid paint bleed under the stencil. Sponging can be best if the paint is left to dry out a bit and so it seems like there's no paint on the sponge, especially when working with fine stencils like the snowflake.

You can use a felt-tip pen to create an outline of the stencil on tricky surfaces such as curved, remove the stencil then just paint in the shape.

Any smudges can be scraped/peeled off with a finger, end of the brush or DIY paint scraper to tidy up messy edges or mistakes. And if you make a real mess of it, just wipe it off with a cloth and try again!

If using stencils or masking tape (Frog Tape is great) remove tape and stencils soon after painting when it's still wet, otherwise dry(ing) paint can be ripped off. When applying masking tape be sure to press down firmly to make sure it is sealed to the surface with no air bubbles or gaps that can lead to bleeding at edges.



SHADES FROM THE SUN



ARTS & CRAFTS



ECO-BASED FORMULA



STAINED GLASS EFFECT



MIXES WITH OTHER COLOURS



FROM RECYCLED MATERIAL



MISCIBLE WITH WATER



NON-FLAMMABLE



LOW ODOUR



MINIMAL VOC CONTENT 0.5g/l

EU PAINT DIRECTIVE: 2004/42/EC: 200g/l

ADVICE, TIPS AND MIXING IT UP

PAINTING AND DECORATING IS FUN!

At least it should be fun and simple without the need for complex processes and multiple coats of different products.

Thorndown Peelable Glass Paint has been created so that 1 coat is all you need to colour and shade.

Our core colour chart consists of carefully selected colours that include top favourites, complimentary and building block colours to easily enable you to mix colours together and create your own unique & beautiful shades. Or choose from over 1800 RAL shades.



Can't find the exact colour you want then make your own. All the Peelable Glass Paint colours will mix together. Try just a little at first to get the desired colour and be sure to make note of the ratios you're mixing. You can also mix colours with Clear to make a paler, more transparent paint out of any colour.





You can paint the inside or the outside of a window or glass to shade from the sun. Apply with a brush or foam roller for a more even finish. Being able to apply it externally means gardeners aren't restricted by only being able to shade greenhouse glass internally, especially useful if established plants block access!



The beauty of light streaming through coloured glass will easily lift your spirits, just by painting your own glass with Peelable Glass Paint. Simply paint on the glass and outline a frame and shapes in black Peelable Glass Paint for a more authentic stained glass look.



Whether it's for shading, privacy or decoration, windows make a great canvas for painting. Decorate with seasonal stencils or a message to a loved one.



Glass doors can take a whole scene or just be subtly painted for safety or to stop birds flying into them. Apply inside or out.



Shade, decorate or turn the whole room into a purple palace for someone's special day. Tasteful solid shades can turn a little used area into an attractive room and protect eyes from the glare of the sun.



When summer comes, it comes on strong and the plants in our greenhouses can suffer. You can paint a coat of Peelable Glass Paint on either the inside or the outside of the greenhouse and when things cool down just peel it off. No messy washing!! You can also paint attractive colours, pictures and stencils on panes making a feature out of the glass house all year round.



For marmalade, tea lights, nightlights using battery powered candles, or table centres, jam jars paint up a treat. Personalise and decorate without getting into a sticky situation.



It may not be able to confirm that you are the fairest of them all but a mirror can be great fun to decorate, whether you paint on snowflakes at Christmas or a moustache for Aunty Catherine.



Tiles are normally nice and hard and shiny just like glass and so Peelable Glass Paint works well on them too. Have fun with them but don't go too Norman Bates in the shower.



Plastic is one of the greatest inventions of the last century but it needs to be managed carefully and recycled, and what better way than repurposing it with paint, especially one that is made out of recycled plastic. Most plastics, polycarbonate, acrylic, Perspex and uPVC can be painted on like glass but test a small area first to make sure it peels off before you get too carried away.



THORNDOWN



PEELY CRABS

There are 5,000 species of crab on the planet, about one percent of which are found on our West Country shores. A young crab's shell doesn't grow, so peels off and is replaced every few weeks until maturity. Natural Peelable technology at its best!

THORNDOWN

Wells Road Trading Estate,
Glastonbury, Somerset,
BA6 9QU, United Kingdom
studio@thorndown.co.uk
www.thorndown.co.uk
☎ 0800 023 5654

f @ThorndownPaints
t @ThorndownPaints
✉ thorndownpaints
p ThorndownPaints

MADE WITH LOVE &
CARE IN SOMERSET,
GREAT BRITAIN

