















WOOD PAINT

PRODUCT INFORMATION: *FOR ALL EXTERIOR & INTERIOR WOOD*

“Thorndown Wood Paint - stunning high-performance eco paint with minimal VOC for use outside or in.

Beautiful deep colours crafted with strong exterior-grade colour pigments that sit in a water-repellent coating, designed to last up to 10 years depending on levels of wear & tear and exposure. For use on any wood, anywhere.”

The paint was developed to be the best exterior timber paint on the market, tested and proven to be the essential long-term decoration and protection for quality timber products. With architectural exterior-grade colour pigments that perform at the highest levels in tests, the paint colours stay strong and true for many years.

-  Stunning, carefully crafted high performance **Eco paint** - water-based eco product with **low odour** and **minimal VOC** (Volatile Organic Compounds) at 0.28%
-  **One wood paint** product for any timber application; **interior, exterior, softwood & hardwood, treated & untreated**
-  **Grain visible** with a delicate and beautiful **satin finish**, covering up to **12m² per litre** per coat (2 recommended)
-  **Self-priming** with minimum of prep required and can be painted on bare or previously coated wood
-  **Water repellent, micro-porous** (allows wood to breathe), and **frost resistant coating**; resin **lasts up to 10 years**
-  **2 coats** recommended for **full exterior protection** but 1 coat will suffice for more regular treatments
-  Can **dilute with water by up to 50%** whilst still retaining protective properties with regular re-treatment
-  Very strong bond with timber but **also coats metal, masonry, teracotta & plastic** including **uPVC** window frames
-  **Strong, deep, long-lasting external grade colours** with high resistance to UV degradation & colour fade
-  Great core **colour range - 48 in core palette, 18 in Somerset Heritage Colour Collection + 1800 RAL colours** available
-  **Translucent wood colours** and **Opaque paint colours. Mix colours** together easily to create bespoke shades
-  **UV Clear** with added **UV blocking protection** to keep original wood colour looking good longer

PREPARATION

Make sure all surfaces are clean and dry. If required sand surfaces, use a wood preservative, stain-blocking primer or knotting solution.

DILUTION

If you want a wash or wood stain effect (instead of paint) dilute with water up to 1:1 (50%). For full protection, you can then use an undiluted top coat of Thorndown's 'UV Clear' Wood Paint. See thorndown.co.uk/projects for more information and ideas.

APPLICATION

Use a brush, roller, pad or HVLP sprayer. 'Avoid the rain, and apply with the grain', as they say, and leave to dry. When coating large areas, paint up to still-wet paint, as applying over dry paint can make things look uneven.

COATS

One coat can do the trick, but additional coats offer greater protection and enhance colour. We always recommend at least two coats for protecting timber from water or weather. As standard maintain every 5-8 years or 1-2 years on horizontal or more exposed surfaces.

DRYING

A single coat can dry in an hour or two at 20°C and low humidity, or under an hour in fine weather. To slow down drying, add a little water.

CLEANING UP

Use hot or cold water, with or without detergent, on paint-wet equipment. Be very careful not to allow sprayer nozzles to dry out - this will make cleaning them almost impossible!

DISPOSAL

Please, please don't throw away unused or dried paint or preserver into drains or watercourses. Most local authorities have free facilities for disposing of paint and coatings. Tins are fully recyclable but remember to make sure they're clean.

COVERAGE

You'll paint 6m² to 12m² of timber surface (one coat) with one litre; rough sawn surfaces will take a lot more paint than a smooth surface and second coats take less than the first. So each paint can will do approximately:

150 ml 0.9m² to 1.8m²

750 ml 4.5m² to 9.0m²

2.5 l

15m² to 30m²



CLADDING



DECKING



SHEDS



FENCES



DOORS



FLOORS



WINDOWS



FURNITURE



REPELS WATER



CLEANS UP WITH WATER



MIXES WITH OTHER COLOURS



DILUTES FOR A STAIN EFFECT



NICE CANS

For your convenience, our tins have been designed with a wider top for easy painting, and more air space above the paint level for easy mixing.