




FOR FOX SAKE

Widespread throughout the West Country, foxes owe much of their success to adaptability, especially around people. That doesn't mean we shouldn't help them along. Thorndown products have been environmentally considered, and are safe around all garden and country creatures (children included).



THORNDOWN

Wells Road Trading Estate,
Glastonbury, Somerset,
BA6 9QU, United Kingdom
studio@thorndown.co.uk
www.thorndown.co.uk
☎ 0800 023 5654
f @ThorndownPaints
t @ThorndownPaints
i thorndownpaints
p ThorndownPaints

















MADE WITH LOVE &
CARE IN SOMERSET,
GREAT BRITAIN



PRODUCT INFORMATION

ARTFUL AND CRAFTY, WORKS ON ANY WOOD, ANYWHERE.

It's easy to transform and protect any timber surface with Thorndown Wood Paint. Allowing you to be as creative as you like with it. Whether you paint straight from the tin or choose to mix colours or dilute it for a stain effect we just want it to be fun. But remember not to reward yourself with a cider until the painting is done.

-  Use indoor or outdoor
-  Eco based - water-based eco product with minimal VOC (Volatile Organic Compounds) at 0.28%
-  Long-lasting UV protection
-  Great core colour range - 48 heritage and modern colours + 1800 RAL colours available
-  Transparent wood colours
-  One wood paint product for any timber application; interior, exterior, softwood & hardwood
-  Opaque paint colours
-  Clear with added UV blocking protection to keep wood looking good longer
-  Grain visible with a delicate and beautiful satin finish
-  Mix colours together easily to create your own shades
-  Very strong bond with timber
-  Coats metal and plastic including uPVC window frames
-  Water repellent, micro-porous, and frost resistant
-  Mix with UV Clear to make more transparent or dilute with water (up to 50%) for a wood stain effect
-  Strong external grade colours with high resistance to UV degradation and colour fade
-  Use on hardwood, softwood, horizontal and vertical surfaces, inside the home and outside



NICE CANS

For your convenience, our tins have been designed with a wider top for easy painting, and more air space above the paint level for easy mixing.

APPLICATION GUIDE

WHAT YOU'LL NEED

Brush, roller (small or medium nap 'hairy' roller rather than foam), pad or sprayer; also sandpaper, wood preserver and/or knotting agent (if required); *vision*.

PREPARATION

Make sure all surfaces are clean and dry. For best results, sand surfaces and use a wood preservative and/or knotting solution if required.

DILUTION

If you want a wash or wood stain effect (instead of paint) dilute with water up to 1:1 (50%). For full protection, you can then use an undiluted top coat of Thorndown's 'UV Clear' Wood Paint. See thorndown.co.uk/projects for more information and ideas.

APPLICATION

Use a brush, roller, pad or sprayer. 'Avoid the rain, and apply with the grain', as they say, and leave to dry. When coating large areas, paint up to still-wet paint, as applying over dry paint can make things look uneven.

COATS

One coat should do the trick, but additional coats can offer greater protection and enhance colour. We always recommend at least two coats for protecting timber from water or the weather.

DRYING

In fine weather, a single coat dries easily in an hour or two (20°C and low humidity). To slow down the drying process, add a little water.

CLEANING UP

Use hot or cold water, with or without detergent, on paint-wet equipment. Be very careful not to allow sprayer nozzles to dry out - this will make cleaning them almost impossible!


DISPOSAL

Please, please don't throw away unused or dried paint or preserver into drains or watercourses. Most local authorities have free facilities for disposing of paint and coatings. Tins are fully recyclable but remember to make sure they're clean.

COVERAGE

You'll paint 6m² to 12m² of timber surface (one coat) with one litre; rough sawn surfaces will take a lot more paint than a smooth surface and second coats take less than the first. So each paint can will do approximately:

150 ml	0.9m ² to 1.8m ²
750 ml	4.5m ² to 9.0m ²
2.5 l	15m ² to 30m ²




WOOD PAINT

ARTFUL AND CRAFTY.
WORKS ON ANY WOOD, ANYWHERE.


WOOD PAINT

COLOUR CHART

UV Clear for a natural timber look and protection against UV fade that turns timber silvery-grey. Perfect for Cedar!



Swan White



Limestone



Chantry Cream



Bath Cream



Mudgley Mustard



Golden Somer



Ginger Gold



Sundowner Orange



Rowan Berry Red



Foxwhelp Red



Cheddar Pink



Rock Rose




Purple Orchid



Purple Divine



Greylake



Skylark Blue



Adonis Blue



Squirrel Blue



Peregrine Blue



Goblin Blue




Bilberry Blue



Bishop Blue



Green Hairstreak



Wispy Willow



Parlyte Green




Sedge Green



Reed Green



Yew Green



Doulting Stone



Zinc Grey




Cathedral Green



Gromwell Green



Moorland Green



Dulcote Stone



Greymond



Lead Grey



Dormouse Grey



Cavepool Grey



Birch



Hawthorn



Hazel



Rowan



Mercury Grey



Blackdown



Beech



Ash



Elder



Blackthorn



ECO-BASED FORMULA



REPELS WATER



DRIES IN ONE TO TWO HOURS



CLADDING



DECKING



SHEDS



FENCES

Colour charts are a printed representation of colours and intended only as a guide. Please use sample pots and paint up test areas so you can see how the paint will look in situ



DOORS



FLOORS



WINDOWS



FURNITURE



MIXES WITH OTHER COLOURS



DILUTES FOR A STAIN EFFECT



CLEANS UP WITH WATER

