



A LOAD OF CRAB

There are 5,000 species of crab on the planet, about one percent of which are found on our West Country shores. Contrary to belief, a young crab's shell doesn't grow, so peels off and is replaced every few weeks until maturity. Adult females continue to shed their shells (saucily) before mating.



THORNDOWN
Wells Road Trading Estate,
Glastonbury, Somerset,
BA6 9QU, United Kingdom
studio@thorndown.co.uk
www.thorndown.co.uk
☎ 0800 023 5654
f @ThorndownPaints
t @ThorndownPaints
i thorndownpaints
p ThorndownPaints

MADE WITH LOVE &
CARE IN SOMERSET,
GREAT BRITAIN















PRODUCT INFORMATION

SHADES AND COLOURS. THEN LEAVES NO TRACE.

It's easy to shade, colour or transform pretty much any hard and shiny surface with Thorndown Peelable Glass Paint. Easy application and removal allows you to be as creative as you like with it.

Whether you paint straight from the tin or pour into a mould, we just want it to be fun. But don't paint yourself or your clothes as it won't peel off porous materials.

-  Use indoor or outdoor
 -  Eco based - water-based eco product with minimal VOC (Volatile Organic Compounds) at 0.05%
 -  Made from a 100% already recycled plastic resin
 -  Available in 24 opaque colours and 14 translucent for arts & crafts and lighter levels of shading
 -  The solid paint opaque peelable glass paint will block out all light from passing through the coating
 -  Use stencils to easily create fun shapes and stylish patterns for decoration or privacy
 -  Use a mould or tray to produce a sheet of window art to use whole, cut up or use cutters shapes
 -  Cut with a knife or scissors for striking effects
 -  Transform a viewless window with a creative design or your own scenic view
 -  Create privacy on overlooked public windows
 -  Translucent glass paint allows coloured light to pass through creating a stained glass effect. It can also offer a level of diffused shading without blocking out all the light
 -  Room lighting can make designs light up and glow when viewed externally
- See thorndown.co.uk/projects for more information, tips and ideas.



NICE CANS

For your convenience, our tins have been designed with a wider top for easy painting, and more air space above the paint level for easy mixing.

APPLICATION GUIDE

WHAT YOU'LL NEED

Brush, roller (use a foam roller sleeve) or sprayer; whichever colours you want (colours can be mixed).

PREPARATION

Make sure all surfaces are clean and dry. Maybe wash with warm, slightly soapy water to ensure the best finish.

APPLICATION

Avoid the rain if painting outdoors, then apply to your own brief and leave to dry. When coating large areas, paint up to still-wet paint, as applying over dry paint can make things look uneven.

COATS

One coat will do the trick, no problem, but additional coats can enhance colour and increase shade and opacity. A thin coating can be harder to peel off.

DRYING

In normal conditions a single coat dries in under an hour.

CLEANING UP

Use hot or cold water, with or without detergent, on paint-wet equipment. Be very careful not to allow sprayer nozzles to dry out - this will make cleaning them almost impossible! Clean out empty tins and recycle them.

REMOVAL

If left the coating is water-repellent, durable and can last for years, or if you want to remove it pick at a corner and peel it off. If the coating is thin & dried out, soak with water to restore elasticity then peel off as normal.

DISPOSAL

Please, please don't throw away unused or dried paint into drains or watercourses. Most local authorities have free facilities for disposing of paint and coatings. You can post back old coatings to the factory for recycling.

COVERAGE

You'll paint up to 12 square meters of glass (one coat) with one litre.
150 ml up to 1.8m²
450 ml up to 5.4m² **750 ml** up to 9.0m²



MISCIBLE WITH WATER



NON-FLAMMABLE



LOW ODOUR



MINIMAL VOC CONTENT 0.5g/l



PEELABLE GLASS PAINT

SHADES AND COLOURS.
THEN LEAVES NO TRACE.

GLASS PAINT

COLOUR CHART

Peelable Paint!
Peel off to remove



HERITAGE SHADING - OPAQUE



Swan White



Limestone



Chantry Cream



Bath Cream



Greylake



Skylark Blue



Adonis Blue



Squirrel Blue



Peregrine Blue



Bishop Blue

HERITAGE SHADING - OPAQUE



Green Hairstreak



Parlyte Green



Sedge Green



Moorland Green



Dulcote Stone



Wispy Willow



Cathedral Green



Reed Green



Dormouse Grey



Douling Stone

HERITAGE SHADING - OPAQUE




Greymond



Lead Grey



White Witch



Clear



Wizard Yellow



Griffin Gold

ARTS & CRAFTS COLOURS - TRANSLUCENT

ARTS & CRAFTS COLOURS - TRANSLUCENT



Ogre Orange



Purple Puffin



Goblin Green



Elf Blue



Muddle Brown



Dragon Red



Purple Phoenix



Mermaid Blue



Bandit Blue



Bat Black



GREENHOUSES



WINDOWS



DOORS



CONSERVATORIES



MIRRORS



JAM JARS



CERAMIC TILES



PLASTIC



STAINED GLASS EFFECT



ARTS & CRAFTS



SHADES FROM THE SUN



ECO-BASED FORMULA



MIXES WITH OTHER COLOURS



REPELS WATER



CLEANS UP WITH WATER



FROM RECYCLED MATERIAL

