



THORNDOWN



# PEELABLE GLASS PAINT

SHADES AND COLOURS. THEN LEAVES NO TRACE.

Thorndown is a modern specialist paint manufacturer that creates technically excellent, water-based wood paints and an innovative peelable glass paint. Good for the environment and perfect for you!

Thorndown paint has a strong design ethos and is inspired by its West Country heritage. Blessed with Somerset pragmatism and practicality, it's also unusually well made and will weather pretty much anything you throw at it. Even cream teas.

Living and working in the beautiful countryside of Somerset where the paintworks is based, this husband and wife team blend together passions for art, design, science and the natural world in these ecologically advanced paints. Over 30 years experience is also added to the pot.

Thorndown was founded on the principles of creating the best possible products with leading ingredients which respect and work with our

precious natural environment. Time has been taken to test and select the latest eco-friendly ingredients leading to cutting edge paint products with virtually no Volatile Organic Compounds (VOCs). Here we have developed a product that uses an already 100% recycled plastics resin that has had a previous life as an essential safety device for all of us. No longer destined for land fill this can now produce a paint that improves our environment in more than one way.

Colour, design and fun are fundamental elements at the core of Thorndown and drive our passion. With our Peelable Glass Paint we've combined technical expertise and creative instinct to bring you a brand new concept for colouring or shading glass in the home and garden. It's great for reducing glare on the greenhouse plants throughout summer, and for decorating the kids' windows all year long.





WINDOWS



DOORS



JAM JARS



CERAMIC TILES













PACK SIZES  
150ml, 750ml

## PRODUCT INFORMATION

SHADES AND COLOURS. THEN LEAVES NO TRACE.

It's easy to shade, colour or transform pretty much any hard and shiny surface with Thorndown Peelable Glass Paint. Easy application and removal allows you to be as creative as you like with it.

Whether you paint straight from the tin or pour into a mould, we just want it to be fun. But don't paint yourself or your clothes as it sticks well to some surfaces.

-  Use indoor or outdoor
-  Eco based - water-based eco product with minimal VOC (Volatile Organic Compounds) at 0.05%
-  Made from a 100% already recycled plastic resin
-  Available in 24 opaque colours and 14 translucent for arts and crafts
-  The solid paint opaque peelable glass paint will block out all light from passing through the coating
-  Use stencils to easily create fun shapes and stylish patterns
-  Use a mould or tray to produce a sheet of window art to use whole or cut up or use cutters shapes
-  Cut with a knife or scissors for striking effects
-  Transform a viewless window with a creative design or your own scenic view
-  Create privacy on overlooked public windows
-  Translucent glass paint allows coloured light to pass through creating a stained glass effect. It can also offer a level of diffused shading without blocking out all the light
-  Room lighting can make designs light up and glow when viewed externally



Jam jars splattered with opaque & translucent



Glass cloche with panels painted in opaque colours and White Witch on the top



The Bishop's Palace greenhouse with opaque Doultong Stone and Swan White on roof panels. Vertical window panes painted with translucent White Witch & Swan White stencil designs



Greenhouse at The Bishop's Palace, Wells, painted with opaque colours for intense shading on roof panels and decorative stencil designs + White Witch on wall windows



Halloween stencils painted in Bat Black adorning a door and a collection of shapes made by pouring glass paints into cookie cutters on a tray + spider cut by hand

LEFT: Greenhouse windows painted with White Witch translucent shading paint on panels and stencilling. BELOW: Greenhouse panes painted with translucent glass paints in an attractive stained glass design reminiscent of modern art masters!



Window cling created by pouring clear and coloured glass paints onto a plate, swirled and left to dry & painted bottles

Christmas stencils painted on mantle mirror to create a festive feel



CONSERVATORIES



GREENHOUSES



MIRRORS



PLASTIC

MINIMAL VOC  
& NON-TOXIC



**HERITAGE SHADING - OPAQUE**



**ARTS & CRAFTS COLOURS - TRANSLUCENT**



Thousands of 'create your own' & RAL colours available

Thousands of 'create your own' & RAL colours available

Colour swatches are digital representations

Try a sample pot to see the painted up colour



# APPLICATION GUIDE

## WHAT YOU'LL NEED

Brush, roller (use a foam roller sleeve) or sprayer; whichever colours you want (or want to mix and match); *imagination*.

## PREPARATION

Make sure all surfaces are clean and dry. Maybe wash with warm, slightly soapy water to ensure the best finish.

## DILUTION

For a thinner coating or a paler colour, you can add water. If you're aiming for a lighter tint, but want to keep the coat thick and strong, mix to your liking with Thorndown 'Clear' Peelable Glass Paint. See [thorndown.co.uk/projects](http://thorndown.co.uk/projects) for more information and ideas.

## APPLICATION

Avoid the rain if painting outdoors, then apply to your own brief and leave to dry. When coating large areas, paint up to still-wet paint, as applying over dry paint can make things look uneven.

## COATS

One coat will do the trick, no problem, but additional coats can enhance colour and increase shade and opacity.

## DRYING

A single coat dries in an hour or two.

## CLEANING UP

Use hot or cold water, with or without detergent, on paint-wet equipment. Be very careful not to allow sprayer nozzels to dry out - this will make cleaning them almost impossible!

## DISPOSAL

Please, please don't throw away unused or dried paint into drains or watercourses. Most local authorities have free facilities for disposing of paint and coatings. Tins are fully recyclable but remember to make sure they're clean.

## COVERAGE

You'll paint up to 12 square meters of glass (one coat) with one litre.

**150 ml** 0.9m<sup>2</sup> to 1.8m<sup>2</sup>    **750 ml** 4.5m<sup>2</sup> to 9.0m<sup>2</sup>



## TIPS

Some coated external glass can repel the Glass Paint coating. Check a small area first to make sure it's sticking well. If it's being repelled it will disappear into itself.

## STENCILLING

This is a great way to re-use old plastic and glass bottles and glass jars. Plenty of craft ideas and stencils are available in books and the internet, giving endless ideas. Old jam jars can be transformed into pretty tea-light holders or plant pots, and plastic bottles and containers can be turned into anything from a snow-globe to a re-usable liquid soap dispenser decorated to match the decor of a room.

When stencilling just put a small amount of glass paint on the brush and apply with a dabbing motion, helping to avoid paint bleed under the stencil. Any smudges can be scraped/peeled off with a finger or DIY paint scraper to tidy up messy edges or mistakes.

If using stencils or masking tape (Frog Tape is best!) remove tape and stencils soon after painting when it's still wet, otherwise dry(ing) paint can be ripped off. When applying masking tape be sure to press down firmly to make sure it is sealed to the surface with no air bubbles or gaps that can lead to bleeding at edges.



*Above - stencils from an Ed Roth collection and produced from free images on the internet*

*Below right - mini-greenhouse with stencilling and shading from the opaque colours*



## NICE CANS

*For your convenience, our tins have been designed with a wider top for easy painting, and more air space above the paint level for easy mixing.*



SHADES FROM THE SUN



ARTS & CRAFTS



ECO-BASED FORMULA



MISCIBLE WITH WATER



NON-FLAMMABLE



STAINED GLASS EFFECT



MIXES WITH OTHER COLOURS



FROM RECYCLED MATERIAL



LOW ODOUR



MINIMAL VOC CONTENT 0.5g/l

# ADVICE, TIPS AND MIXING IT UP



## PAINTING AND DECORATING IS FUN!

At least it should be fun and simple without the need for complex processes and multiple coats of different products.

Thorndown Peelable Glass Paint has been created so that 1 coat is all you need to colour and shade.

Our core colour chart consists of carefully selected colours that include top favourites, complimentary and building block colours to easily enable you to mix colours together and create your own unique & beautiful shades. Or choose from over 1800 RAL shades.



Can't find the exact colour you want then make your own. All the Peelable Glass Paint colours will mix together. Try just a little at first to get the desired colour and be sure to make note of the ratios you're mixing. You can also mix colours with Clear to make a paler, more transparent paint out of any colour.



You can paint the inside or the outside of a window or glass to shade from the sun. Apply with a brush or foam roller for a more even finish. Being able to apply it externally means gardeners aren't restricted by only being able to shade greenhouse glass internally, especially useful if established plants block access!



The beauty of light streaming through coloured glass will easily lift your spirits, just by painting your own glass with Peelable Glass Paint. Simply paint on the glass and outline a frame and shapes in black Peelable Glass Paint for a more authentic stained glass look.



Whether it's for shading, privacy or decoration, windows make a great canvas for painting. Decorate with seasonal stencils or a message to a loved one.



Glass doors can take a whole scene or just be subtly painted for safety. Apply inside or out.



Shade, decorate or turn the whole room into a purple palace for someone's special day. Tasteful solid shades can turn a little used area into an attractive room and protect eyes from the glare of the sun.



When summer comes, it comes on strong and the plants in our greenhouses can suffer. You can paint a coat of Peelable Glass Paint on either the inside or the outside of the greenhouse and when things cool down just peel it off. No messy washing!! You can also paint attractive colours, pictures and stencils on panes making a feature out of the glass house all year round.



For marmalade, tea lights, nightlights using battery powered candles, or table centres, jam jars paint up a treat. Personalise and decorate without getting into a sticky situation.



It may not be able to confirm that you are the fairest of them all but a mirror can be great fun to decorate, whether you paint on snowflakes at Christmas or a moustache for Aunty Catherine.



Tiles are normally nice and hard and shiny just like glass and so Peelable Glass Paint works well on them too. Have fun with them but don't go too Norman Bates in the shower.



Plastic is one of the greatest inventions of the last century but it needs to be managed carefully and recycled, and what better way than repurposing it with paint, especially one that is made out of recycled plastic. Most plastics, Perspex and uPVC can be painted on like glass but test a small area first to make sure it peels off before you get too carried away.



THORNDOWN



## **A LOAD OF CRAB**

*There are 5,000 species of crab on the planet, about one percent of which are found on our West Country shores. Contrary to belief, a young crab's shell doesn't grow, so peels off and is replaced every few weeks until maturity. Adult females continue to shed their shells (saucily) before mating.*

### **THORNDOWN**

Wells Road Trading Estate,  
Glastonbury, Somerset,  
BA6 9QU, United Kingdom  
studio@thorndown.co.uk  
www.thorndown.co.uk  
☎ 0800 023 5654

f @ThorndownPaints  
t @ThorndownPaints  
✉ thorndownpaints  
p ThorndownPaints

**MADE WITH LOVE &  
CARE IN SOMERSET,  
GREAT BRITAIN**

