



THORNDOWN



WOOD PAINT

ARTFUL AND CRAFTY. WORKS ON ANY WOOD, ANYWHERE.

Thorndown is a modern specialist paint manufacturer that creates technically excellent, water-based wood paints and an innovative peelable glass paint. Good for the environment and perfect for you!

Thorndown paint has a strong design ethos and is inspired by its West Country heritage. Blessed with Somerset pragmatism and practicality, it's also unusually well made and will weather pretty much anything you throw at it. Even apples.

Living and working in the beautiful countryside of Somerset where the paintworks is based, this husband and wife team blend together passions for art, design, science and the natural world in these ecologically advanced paints. Over 30 years experience is also added to the pot.

Thorndown was founded on the principles of creating the best possible products with advanced ingredients which respect and work with our precious natural environment. Time has been taken to test and select the latest eco-friendly ingredients leading to cutting edge paint products with virtually no Volatile Organic Compounds (VOCs).

Colour, design and fun are fundamental elements at the core of Thorndown and drive our passion. Only the best raw materials are allowed in our tins and on your brush, and we've cast a discerning artistic eye over the colour palette and finishes to help you achieve lush results. Our Wood Paint is water-based, simple to use, highly protective and versatile. Apply with relish, indoors or out.





SHEDS



FENCES



DOORS



WINDOWS










PACK SIZE

150ml, 750ml, 2.5l

PRODUCT INFORMATION

ARTFUL AND CRAFTY, WORKS ON ANY WOOD, ANYWHERE.

It's easy to transform and protect any timber surface with Thorndown Wood Paint. Allowing you to be as creative as you like with it. Whether you paint straight from the tin or choose to mix colours or dilute it for a stain effect we just want it to be fun. But remember not to reward yourself with a cider until the painting is done.

-  Use indoor or outdoor
-  Eco based - water-based eco product with minimal VOC (Volatile Organic Compounds) at 0.28%
-  Long-lasting UV protection
-  Great core colour range - 48 heritage and modern colours + 1800 RAL colours available
-  Transparent wood colours
-  One wood paint product for any timber application; interior, exterior, softwood & hardwood
-  Opaque and semi opaque paint colours
-  Clear with added UV blocking protection to keep wood looking good longer
-  Grain visible with a delicate and beautiful satin finish









Items on opposite page painted in Swan White, Birch, Dulcote Stone, Bishop Blue & Peregrine Blue

Sheds in Cheddar Pink, Cathedral Green & Golden Somer

Tea Trolley decorated with Rock Rose and Douling Stone; Bookcase, Mercury Grey; Table painted in Wispy Willow & Chantry Cream



-  Mix colours together easily to create your own shades
-  Very strong bond with timber
-  Coats metal and plastic including uPVC window frames
-  Water repellent, micro-porous, and frost resistant
-  Mix with UV Clear to make more transparent or dilute with water (up to 50%) for a wood stain effect
-  Strong external grade colours with high resistance to UV degradation and colour fade



DECKS



CLADDING



FLOORS



FURNITURE

MINIMAL VOC & LOW ODOUR



WOOD PAINT CORE COLOUR CHART



WOOD PAINT CORE COLOUR CHART



Swan White	Chantry Cream	Bath Cream	Limestone
Mudgley Mustard	Golden Somer	Ginger Gold	Sundowner Orange
Rowan Berry Red	Foxwhelp Red	Cheddar Pink	Rock Rose
Purple Orchid	Purple Divine	Greylake	Skylark Blue
Adonis Blue	Squirrel Blue	Peregrine Blue	Goblin Blue
Bilberry Blue	Bishop Blue	Green Hairstreak	Wispy Willow

Parlyte Green	Cathedral Green	Sedge Green	Gromwell Green
Reed Green	Moorland Green	Yew Green	Dulcote Stone
Douling Stone	Greymond	Zinc Grey	Lead Grey
Dormouse Grey	Mercury Grey	Cavepool Grey	Blackdown
Birch	Beech	Hawthorn	Ash
Hazel	Elder	Rowan	Blackthorn

+ UV Clear for a natural timber look and to protect against UV fade

Colour swatches are digital representations

Try a sample pot to see the painted up colour

Thousands of 'create your own' & RAL colours available

Thousands of 'create your own' & RAL colours available

APPLICATION GUIDE

WHAT YOU'LL NEED

Brush, roller (small or medium nap 'hairy' roller rather than foam), pad or sprayer; also sandpaper, wood preserver and/or knotting agent (if required); *vision*.

PREPARATION

Make sure all surfaces are clean and dry. For best results, sand surfaces and use a wood preservative and/or knotting solution if required.

DILUTION

If you want a wash or wood stain effect (instead of paint) dilute with water up to 1:1 (50%). For full protection, you can then use an undiluted top coat of Thorndown's 'UV Clear' Wood Paint. See thorndown.co.uk/projects for more information and ideas.

APPLICATION

Use a brush, roller, pad or sprayer. 'Avoid the rain, and apply with the grain', as they say, and leave to dry. When coating large areas, paint up to still-wet paint, as applying over dry paint can make things look uneven.

COATS

One coat should do the trick, but additional coats can offer greater protection and enhance colour. We always recommend at least two coats for protecting timber from water or the weather.

DRYING

In fine weather, a single coat dries easily in an hour or two (20°C and low humidity). To slow down the drying process, add a little water.



Terracotta pot painted with stripe of RAL 9001. Trug in RAL 9001 and RAL 5010



Love Your Garden - fence painted with Greymond and summerhouse in Bishop Blue + Greymond accents



Table - 1 coat of Elder to top Decking - 2 coats of Rowan

Gate - Parlyte Green & Beech frame



Shed - Squirrel Blue with Skylark Blue trim

Planter - Purple Orchid

Ladder Plant Display - painted in Purple Rain



CLEANING UP

Use hot or cold water, with or without detergent, on paint-wet equipment. Be very careful not to allow sprayer nozzles to dry out - this will make cleaning them almost impossible!

DISPOSAL

Please, please don't throw away unused or dried paint or preserver into drains or watercourses. Most local authorities have free facilities for disposing of paint and coatings. Tins are fully recyclable but remember to make sure they're clean.

COVERAGE

You'll paint 6m² to 12m² of timber surface (one coat) with one litre; rough sawn surfaces will take a lot more paint than a smooth surface and second coats take less than the first. So each paint can will do approximately:

150 ml 0.9m² to 1.8m²

750 ml 4.5m² to 9.0m²

2.5 l 15m² to 30m²



NICE CANS

For your convenience, our tins have been designed with a wider top for easy painting, and more air space above the paint level for easy mixing.



MIXES WITH OTHER COLOURS



REPELS WATER



ECO-BASED FORMULA



MISCIBLE WITH WATER



NON-FLAMMABLE



DILUTES FOR A STAIN EFFECT



DRIES IN ONE TO TWO HOURS



CLEANS UP WITH WATER



LOW ODOUR



MINIMAL VOC CONTENT 2.8g/l

EU PAINT DIRECTIVE 2004/42/EC d/e 130g/l

ADVICE, TIPS AND MIXING IT UP

PAINTING AND DECORATING IS FUN!

At least it should be fun and simple without the need for complex processes and multiple coats of different products.

Thorndown Wood Paint has been created so that 1-2 coats is all you need to colour and protect any timber surface, anywhere!

Our core colour chart consists of carefully selected colours that include top favourites, complimentary tones plus primary building block colours to easily enable you to mix colours together and create your own unique & beautiful shades. Or choose from over 1800 RAL Classic & Design range shades using our tinting machine.



Top of stool in RAL 1016 with Birch Wood Paint legs



Mix of Bishop Blue & Limestone Wood Paints



Door - Bishop Blue & Limestone panelling




MIXES WITH OTHER COLOURS

Can't find the exact colour you want then make your own. All the wood paint colours will mix together. Try just a little at first to get the desired colour and be sure to make note of the ratios you're mixing. You can also mix colours with UV Clear to make a more transparent paint out of any colour.



DILUTES FOR A STAIN EFFECT

To create a stain effect you can add water so the paint soaks into uncoated timber. Dilute up to 1:1 (50%) with water and test just a little to make sure you're getting the effect you want. If the timber needs to be fully water repellent put a couple of coats of UV Clear over the top.



REPELS WATER

Always have 2 coats of undiluted Thorndown Wood Paint to get good waterproofing. Further coats for belts and braces. The micro-porous coating allows a small amount of water-vapour to pass through so any internal moisture doesn't get trapped in the timber.



DOORS

External doors will need 2-3 coats. Interior doors can be decorated to your taste - 2 coats will leave a more solid colour. Try applying stencilling to doors using a colour that contrasts with your decor.



FLOORS

Floors need a good strong bond so preparation is key. Paint on sanded or bare wood. 2 coats are needed for good protection. To get a lighter shade or stain effect you can apply just one coat of colour with a top coat of Thorndown UV Clear Wood Paint.



FURNITURE

Paint to your heart's content for the colour and effect you want. 1, 2 or more coats to get the look you are after. We recommend not putting too much paint on the brush and remember any blemishes will be enhanced so take your time and enjoy painting.



Bedside cabinet - Bishop Blue & Birch



WINDOWS

We recommend at least 2 coats inside and out. You can also paint metal and uPVC windows to match your wooden paintwork. With such a large colour range you can find a wood paint colour to match or tone in with your wall paint.



CLADDING

At least 2 coats for external cladding and any timber that may come in contact with water. Internal timber can be painted to your desired effect. Being water-repellent this wood paint is perfect for use in bathrooms and kitchens.



Woodwork in Cavepool Grey and Swan White



DECKS

Clean thoroughly and re-treat annually or as necessary. Mix in a little water if you want the paint to soak into the timber. Softwood decking can soak up water like a sponge making it especially tricky to treat well. Make sure timber is dry all the way through as moisture underneath can negatively affect the bond of the coating. Give decking a good clean to remove dirt and algae growth.



SHEDS

All wooden outdoor buildings will be protected by 2 or more coats of Thorndown Wood Paint. Paint a contrasting colour on internal walls to brighten up the inside. As this won't be exposed to the elements you can get away with just one coat.



FENCES

Fencing only needs 1-2 coats. Get a stain effect by diluting colours with water. Protect the natural look of timber by painting a couple of coats of UV Clear for full UV protection against fading caused by the sun.



Gates - painted in Lead Grey with left panel diluted 50% with water
Fence - 1 coat of Greylake



THORNDOWN



FOR FOX SAKE

Widespread throughout the West Country, foxes owe much of their success to adaptability, especially around people. That doesn't mean we shouldn't help them along. Thorndown products have been environmentally considered, and are safe around all garden and country creatures (children included).

THORNDOWN

Wells Road Trading Estate,
Glastonbury, Somerset,
BA6 9QU, United Kingdom
studio@thorndown.co.uk
www.thorndown.co.uk

☎ 0800 023 5654

f @ThorndownPaints

🐦 @ThorndownPaints

📧 thorndownpaints

📍 ThorndownPaints

MADE WITH LOVE &
CARE IN SOMERSET,
GREAT BRITAIN

