




THORNDOWN



PEELABLE GLASS PAINT

SHADES AND COLOURS. THEN LEAVES NO TRACE.

Thorndown is a modern specialist paint manufacturer that creates technically excellent, water-based wood paints and an innovative peelable glass paint.

Thorndown paint has a strong design ethos and is inspired by its West Country heritage. Blessed with Somerset pragmatism and practicality, it's also unusually well made and will weather pretty much anything you throw at it. Even cream teas.

Living and working in the beautiful countryside of Somerset where the paintworks is based, this husband and wife team blend together passions for art, design, science and the natural world in these ecologically advanced paints.

Thorndown was founded on the principles of creating the best possible products with leading ingredients which respect and work with our

precious natural environment. Time has been taken to test and select the latest eco-friendly ingredients leading to cutting edge paint products with virtually no Volatile Organic Compounds (VOCs). Here we have developed a product that uses an already 100% recycled resin that has had a previous life as an essential safety device for all of us. No longer destined for land fill this can now produce a paint that improves our environment in more than one way.

Colour, design and fun are fundamental elements at the core of Thorndown and drive our passion. With our Peelable Glass Paint we've combined technical expertise and creative instinct to bring you a brand new concept for colouring or shading glass in the home and garden. It's great for reducing glare on the greenhouse plants throughout summer, and for decorating the kids' windows all year long.





WINDOWS



DOORS



JAM JARS



CERAMIC TILES













PACK SIZES
150ml, 750ml

PRODUCT INFORMATION

SHADES AND COLOURS. THEN LEAVES NO TRACE.

It's easy to shade, colour or transform pretty much any hard and shiny surface with Thorndown Peelable Glass Paint. Easy application and removal allows you to be as creative as you like with it.

Whether you paint straight from the tin or pour into a mould, we just want it to be fun. But don't paint yourself or your clothes as it sticks well to some surfaces.

-  Use indoor or outdoor
-  Eco based - water-based eco product with minimal VOC (Volatile Organic Compounds) at 0.05%
-  Made from a 100% already recycled resin
-  Available in 24 opaque colours and 14 translucent for arts and crafts
-  The solid paint opaque peelable glass paint will block out all light from passing through the coating
-  Use stencils to easily create fun shapes and stylish patterns
-  Use a mould or tray to produce a sheet of window art to use whole or cut up or use cutters shapes
-  Cut with a knife or scissors for striking effects
-  Transform a viewless window with a creative design or your own scenic view
-  Create privacy on overlooked public windows
-  Translucent glass paint allows coloured light to pass through creating a stained glass effect. It can also offer a level of diffused shading without blocking out all the light
-  Room lighting can make designs light up and glow when viewed externally



Christmas stencils painted on mirror for a festive feel to the room




Window decorated with Halloween stencils for the kids and adults to enjoy!



Greenhouse windows painted with white translucent shading paint. Some windows painted internally with others painted externally, surviving a summer season of extended high temperatures and a prolonged period of heavy rain. And pretty stencilling!



Jam jars decorated with stencilling for attractive table centre decorations - maximum effect for minimal cost



Window art created by pouring clear and coloured glass paints onto a plate and swirling. Also Christmas stencils painted externally on french door



Halloween window viewed all aglow from the outside and a collection of shapes made by pouring glass paints into cookie cutters on a tray



CONSERVATORIES



GREENHOUSES



MIRRORS



PLASTIC

MINIMAL VOC
& NON-TOXIC



HERITAGE SHADING - OPAQUE

Swan White	Chantry Cream	Bath Cream	Greylake
Skylark Blue	Adonis Blue	Squirrel Blue	Peregrine Blue
Bishop Blue	Limestone	Green Hairstreak	Wispy Willow
Parlyte Green	Cathedral Green	Sedge Green	Reed Green
Moorland Green	Dormouse Grey	Dulcote Stone	Doultong Stone
Greymond	Zinc Grey	Lead Grey	Mercury Grey

ARTS & CRAFTS COLOURS - TRANSLUCENT

White Witch	Wizard Yellow	Griffin Gold	Ogre Orange
Dragon Red	Purple Puffin	Purple Phoenix	Goblin Green
Mermaid Blue	Elf Blue	Bandit Blue	Clear
Muddle Brown	Bat Black		



Thousands of 'create your own' & RAL colours available

Thousands of 'create your own' & RAL colours available

Colour swatches are digital representations

Try a sample pot to see the painted up colour



APPLICATION GUIDE

WHAT YOU'LL NEED

Brush, roller (use a foam roller sleeve) or sprayer; whichever colours you want (or want to mix and match); imagination.

PREPARATION

Make sure all surfaces are clean and dry. Maybe wash with warm, slightly soapy water to ensure the best finish.

DILUTION

For a thinner coating or a paler colour, you can add water. If you're aiming for a lighter tint, but want to keep the coat thick and strong, mix to your liking with Thorndown 'Clear' Peelable Glass Paint. See thorndown.co.uk/projects for more information and ideas.

APPLICATION

Avoid the rain if painting outdoors, then apply to your own brief and leave to dry. When coating large areas, paint up to still-wet paint, as applying over dry paint can make things look uneven.

COATS

One coat will do the trick, no problem, but additional coats can enhance colour and increase shade and opacity.

DRYING

A single coat dries in an hour or two.

CLEANING UP

Use hot or cold water, with or without detergent, on paint-wet equipment. Be very careful not to allow sprayer nozzels to dry out - this will make cleaning them almost impossible!

DISPOSAL

Please, please don't throw away unused or dried paint into drains or watercourses. Most local authorities have free facilities for disposing of paint and coatings.

COVERAGE

You'll paint up to 12 square meters of glass (one coat) with one litre.

150 ml 0.9m² to 1.8m²
750 ml 4.5m² to 9.0m²



TIPS

Some coated external glass can repel the Glass Paint coating. Check a small area first to make sure it's sticking well. If it's being repelled it will disappear into itself.

STENCILLING

This is a great way to re-use old plastic and glass bottles and glass jars. Plenty of craft ideas and stencils are available in books and the internet, giving endless ideas. Old jam jars can be transformed into pretty tea-light holders or plant pots, and plastic bottles and containers can be turned into anything from a snow-globe to a re-usable liquid soap dispenser decorated to match the decor of a room.

When stencilling just put a small amount of glass paint on the brush and apply with a dabbing motion, helping to avoid paint bleed under the stencil. Any smudges can be scraped/peeled off with a finger or DIY paint scraper to tidy up messy edges or mistakes.

If using stencils or masking tape (Frog Tape is best!) remove tape and stencils soon after painting when it's still wet, otherwise dry(ing) paint can be ripped off. When applying masking tape be sure to press down firmly to make sure it is sealed to the surface with no air bubbles or gaps that can lead to bleeding at edges.



Above - stencils from an Ed Roth collection and produced from free images on the internet

Below right - mini-greenhouse with stencilling and shading from the opaque colours



NICE CANS

For your convenience, our tins have been designed with a wider top for easy painting, and more air space above the paint level for easy mixing.



SHADES FROM THE SUN



ARTS & CRAFTS



ECO-BASED FORMULA



MISCIBLE WITH WATER NON-FLAMMABLE



STAINED GLASS EFFECT



MIXES WITH OTHER COLOURS



FROM RECYCLED MATERIAL



LOW ODOUR MINIMAL VOC CONTENT 0.5g/l

ADVICE, TIPS AND MIXING IT UP

PAINTING AND DECORATING IS FUN!

At least it should be fun and simple without the need for complex processes and multiple coats of different products.

Thorndown Peelable Glass Paint has been created so that 1 coat is all you need to colour and shade.

Our core colour chart consists of carefully selected colours that include top favourites, complimentary and building block colours to easily enable you to mix colours together and create your own unique & beautiful shades. Or choose from over 1800 RAL shades.



Can't find the exact colour you want then make your own. All the Peelable Glass Paint colours will mix together. Try just a little at first to get the desired colour and be sure to make note of the ratios you're mixing. You can also mix colours with Clear to make a paler, more transparent paint out of any colour.



You can paint the inside or the outside of a window or glass to shade from the sun. Apply with a brush or foam roller for a more even finish. Being able to apply it externally means gardeners aren't restricted by only being able to shade greenhouse glass internally, especially useful if established plants block access!



The beauty of light streaming through coloured glass will easily lift your spirits, just by painting your own glass with Peelable Glass Paint. Simply paint on the glass and outline a frame and shapes in black Peelable Glass Paint for a more authentic stained glass look.



Whether it's for shading, privacy or decoration, windows make a great canvas for painting. Decorate with seasonal stencils or a message to a loved one.



Glass doors can take a whole scene or just be subtly painted for safety.



Shade, decorate or turn the whole room into a purple palace for someone's special day. Tasteful solid shades can turn a little used area into an attractive room and protect eyes from the glare of the sun.



When summer comes, it comes on strong and the plants in our greenhouses can suffer. You can paint a coat of Peelable Glass Paint on either the inside or the outside of the greenhouse and when things cool down just peel it off. No messy washing!! You can also paint attractive colours, pictures and stencils on panes making a feature out of the glass house all year round.



For marmalade, tea lights, nightlights using battery powered candles, or table centres, jam jars paint up a treat. Personalise and decorate without getting into a sticky situation.



It may not be able to confirm that you are the fairest of them all but a mirror can be great fun to decorate, whether you paint on snowflakes at Christmas or a moustache for Aunty Catherine.



Tiles are normally nice and hard and shiny just like glass and so Peelable Glass Paint works well on them too. Have fun with them but don't go too Norman Bates in the shower.



Plastic is one of the greatest inventions of the last century but it needs to be managed carefully and recycled, and what better way than repurposing it with paint, especially one that is made out of recycled plastic. Most plastics, Perspex and uPVC can be painted on like glass but test a small area first to make sure it peels off before you get too carried away.



THORNDOWN



A LOAD OF CRAB

There are 5,000 species of crab on the planet, about one percent of which are found on our West Country shores. Contrary to belief, a young crab's shell doesn't grow, so peels off and is replaced every few weeks until maturity. Adult females continue to shed their shells (saucily) before mating.

THORNDOWN

Wells Road Trading Estate,
Glastonbury, Somerset,
BA6 9AG, United Kingdom
studio@thorndown.co.uk
www.thorndown.co.uk
☎ 0800 023 5654

f @ThorndownPaints
t @ThorndownPaints
✉ thorndownpaints
p ThorndownPaints

**MADE WITH LOVE &
CARE IN SOMERSET,
GREAT BRITAIN**

